

Name: _____

Polynomial Interpolation

The following task in the worksheet is to demonstrate a practical application of the polynomial interpolation and the preference of splines over other polynomial interpolation techniques. Your task is to compute the Lagrange polynomial and the spline polynomial.

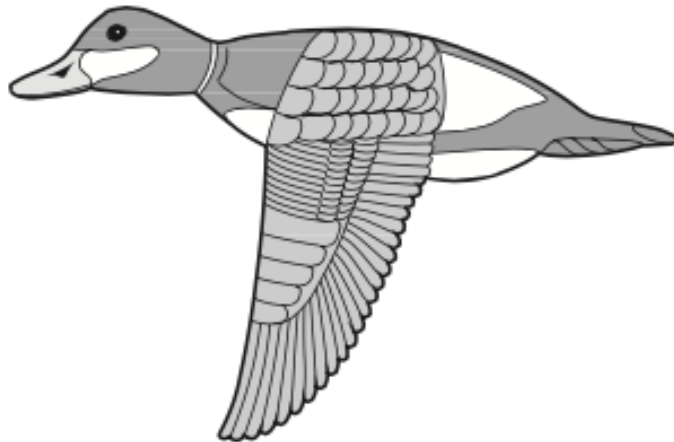


Figure 1: Our objective is to approximate the top curve of this duck. We use the following data to fit a curve:

x	0.9	1.3	1.9	2.1	2.6	3.0	3.9	4.4	4.7	5.0	6.0	7.0	8.0	9.2	10.5	11.3	11.6	12.0	12.6	13.0	13.3
$f(x)$	1.3	1.5	1.85	2.1	2.6	2.7	2.4	2.15	2.05	2.1	2.25	2.3	2.25	1.95	1.4	0.9	0.7	0.6	0.5	0.4	0.25

Figure 2: When we use existing higher order polynomials (Lagrange or Newton's divided difference), we observe the following behavior:

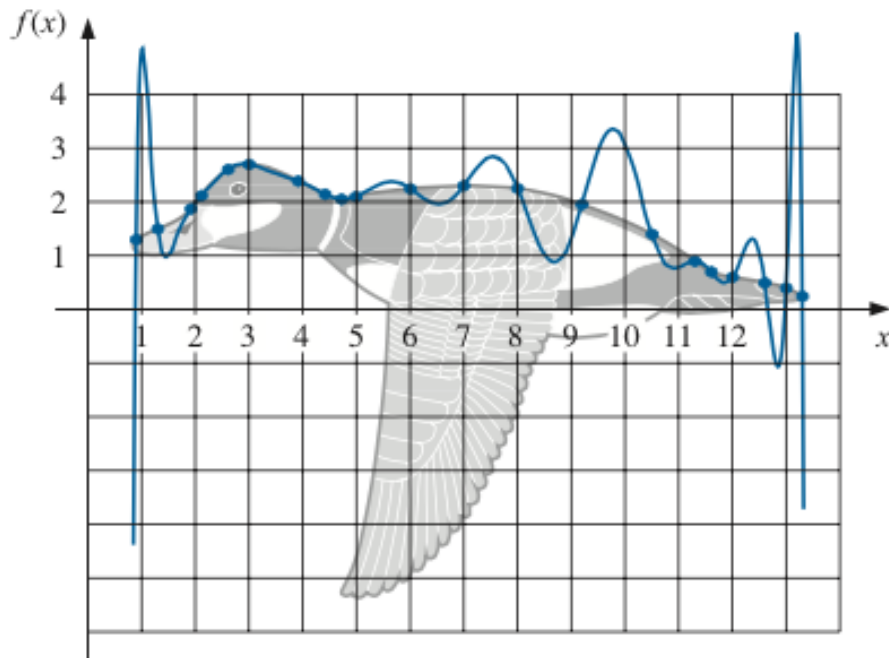
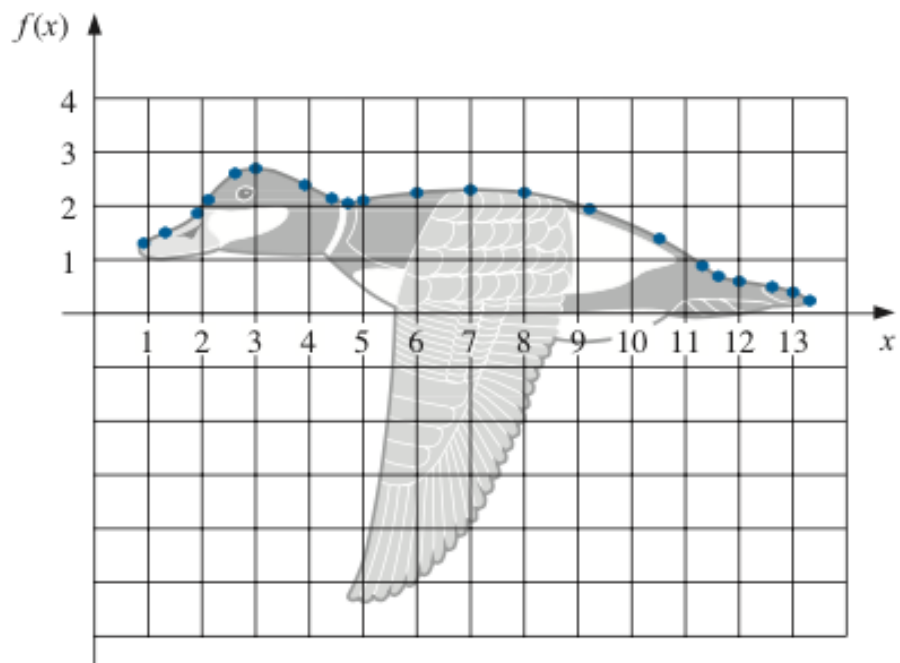


Figure 3: This oscillatory behavior is unavoidable and to overcome this we need to use splines.



x	0.9	1.3	1.9	2.1	2.6	3.0	3.9	4.4	4.7	5.0	6.0	7.0	8.0	9.2	10.5	11.3	11.6	12.0	12.6	13.0	13.3
$f(x)$	1.3	1.5	1.85	2.1	2.6	2.7	2.4	2.15	2.05	2.1	2.25	2.3	2.25	1.95	1.4	0.9	0.7	0.6	0.5	0.4	0.25

Figure 4: Polynomial Interpolation using Splines